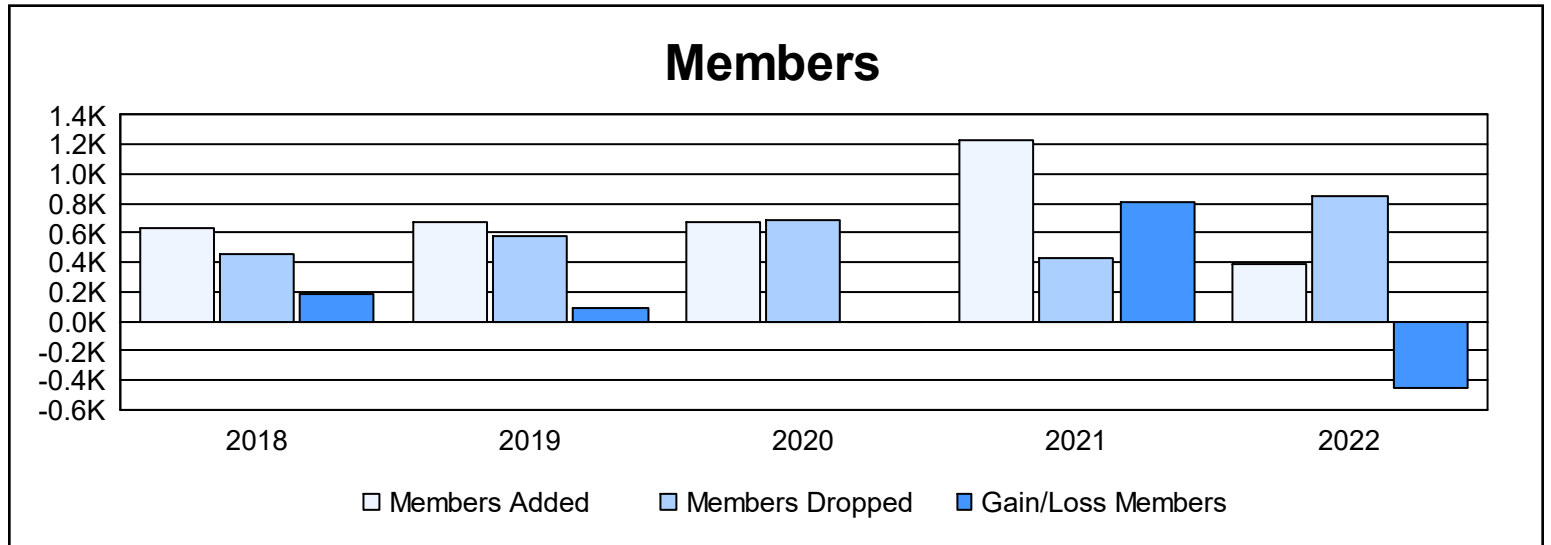
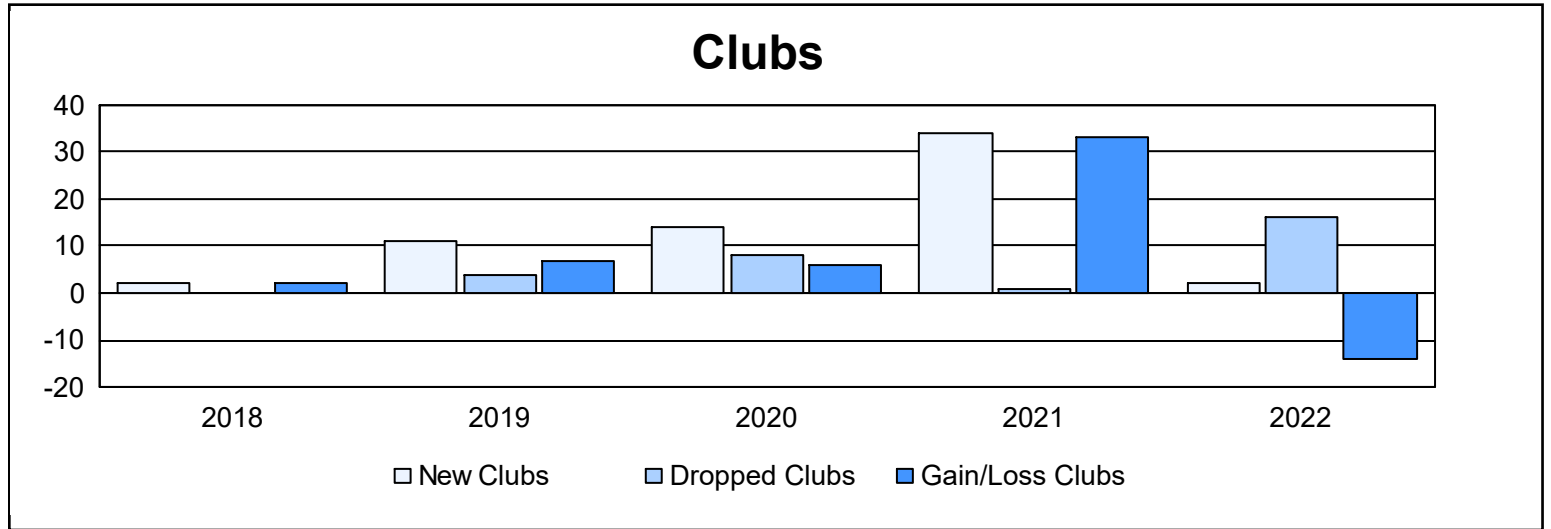
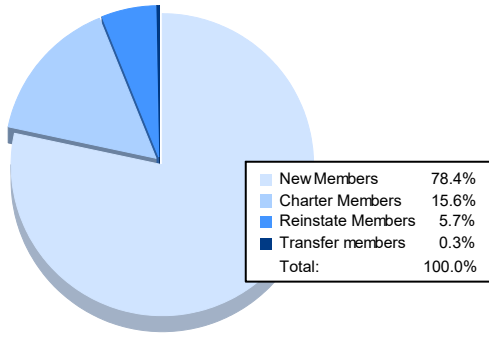


| Year | New Clubs | Dropped Clubs | Gain/ Loss Clubs | New Members | Charter Members | Reinstate Members | Transfer Members | Total Member Added | Total Members Dropped | Gain/ Loss Members |
|----------------|-----------|---------------|------------------|-------------|-----------------|-------------------|------------------|--------------------|-----------------------|--------------------|
| 2017-2018 | 2 | 0 | 2 | 540 | 68 | 20 | 3 | 631 | 450 | 181 |
| 2018-2019 | 11 | 4 | 7 | 384 | 263 | 24 | 4 | 675 | 585 | 90 |
| 2019-2020 | 14 | 8 | 6 | 290 | 367 | 16 | 1 | 674 | 685 | -11 |
| 2020-2021 | 34 | 1 | 33 | 528 | 697 | 8 | 2 | 1,235 | 431 | 804 |
| 2021-2022 | 2 | 16 | -14 | 302 | 60 | 22 | 1 | 385 | 844 | -459 |
| Average | 13 | 6 | 7 | 409 | 291 | 18 | 2 | 720 | 599 | 121 |



Membership Composition June 2022 Cumulative



Gender Composition June 2022 Cumulative

